

# Hospitality Fact Sheet

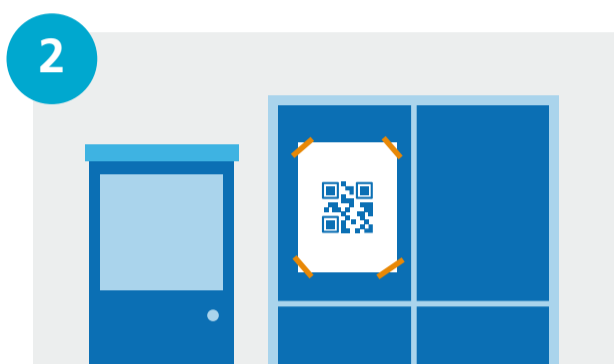
## Venue Check In Regulations



1

### Display an NHS QR Code poster and have a logbook for contact details

You are required by law to ask people to check in to your venue. You must also keep a record of times your staff are at the venue, and their contact details. This will allow individuals to receive public health advice quickly, helping to stop the spread of the virus.



2

### Make sure your NHS QR code poster is visible and obvious


The poster should be displayed in a clear, visible and accessible location near the entrance for all visitors and staff to see easily.



3

### You must ask all visitors and customers to 'check in' to your venue


Individuals can scan the NHS QR poster with their NHS COVID-19 app (a quick and easy way to check in anonymously) or provide their name and number.



4

### Rules for individuals visiting your premises

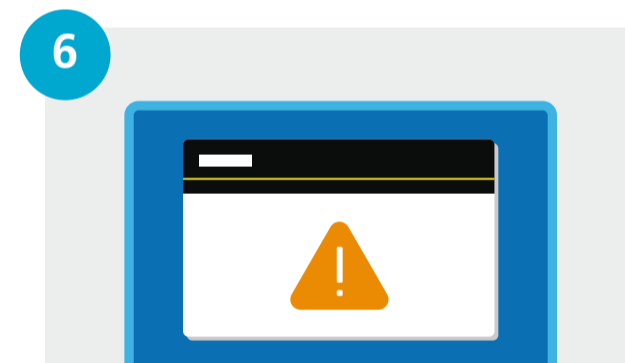
You are required to make sure that **all** individuals check in. If there is a group of people, every individual must scan the NHS QR code poster or leave their name and number. Children under the age of 16 are not included.



5

### Legal duty and refusal of entry

You are required to take all reasonable steps to deny entry to any person that refuses to check in.



6

### Venues will face financial penalties if ignored

Failure to take these steps could result in a £1000 penalty. Checking in to venues is essential to support NHS Test and Trace and reduce the transmission of coronavirus.

To download the NHS COVID-19 app, search for **"NHS COVID-19"** in the App Store or Google Play Store on your phone

