







THIS INFORMATION IS CONFIDENTIAL AND THE PROPERTY OF SIRIUS. IT IS RELEASED ON CONDITION THAT NONE OF THE INFORMATION SHALL BE DISCLOSED TO ANY THIRD PARTY OR REPRODUCED IN WHOLE OR PART WITHOUT THE PRIOR CONSENT IN WRITING OF SIRIUS.

KEY

-  Site Boundary
-  Site offsets (upto 1000m)
- OS Named Place
-  Individual Properties with sampled named residences
-  Existing Building
-  Existing Woodland
-  Residential Receptors Refer to Para 7.1.16 of LVIA

**Property Count**  
Properties within 50m - 19no.  
Properties within 100m - 29no.  
Properties within 250m - 77no.  
Properties within 500m - 246no.

CLIENT

**ASSURED ASSET 2  
LIMITED**



4245 Park Approach Thorpe Park Leeds LS15 8GB 0113 264 9960

JOB TITLE

**KELHAM SOLAR FARM  
AND BESS**

DRAWING TITLE

**RESIDENTIAL, SETTLEMENT  
AND TRANSPORT RECEPTORS**

DRAWN R.B.	DATE 02/10/2023	APPROVED A.S.	DATE 02/10/2023
---------------	--------------------	------------------	--------------------

SCALE 1:10,000	SHEET 1	DRAWING NUMBER HC1002/02/07	REVISION 1
-------------------	------------	--------------------------------	---------------