

## Recycling Relay Game Cards

We recommend that these cards are printed, laminated, and cut individually for repeated use. Keep these cards together in a wallet or an envelope labelled 'Recycling Relay Game'. Print one set per relay team.




**glass toiletry jars**  
(no lids)

**Recycling Relay**



**glass food jars**  
(no lids)

**Recycling Relay**




**reed diffuser bottles**  
(no reeds)

**Recycling Relay**




**perfume bottles &  
aftershave bottles**  
(no lids)

**Recycling Relay**



**glass drinks bottles**  
(no lids)

**Recycling Relay**



**vases**

**Recycling Relay**



**drinking glasses**

**Recycling Relay**




**oven-proof glass**

**Recycling Relay**




**nail varnish bottles**

**Recycling Relay**



**panes of window  
glass**

**Recycling Relay**



**mirrors**

**Recycling Relay**




**takeaway packaging  
& cups**

**Recycling Relay**



**reading glasses**

**Recycling Relay**



**greenhouse glass**

**Recycling Relay**



**glass toiletry bottles**  
(no dispensing pumps)

**Recycling Relay**



**envelopes & junk mail**

**Recycling Relay**



**cardboard boxes**

**Recycling Relay**



**cardboard tubes**

**Recycling Relay**



**newspapers**

**Recycling Relay**



**magazines &  
catalogues**

**Recycling Relay**




**egg boxes**

**Recycling Relay**



**drinks cans**

**Recycling Relay**




**empty aerosol cans**

**Recycling Relay**



**cereal boxes &  
cardboard packaging**

**Recycling Relay**



## **food tins**

**Recycling Relay**



## **plastic cleaning bottles**

(no spray trigger nozzles)

**Recycling Relay**



## **margarine tubs**

(no film, foil, or paper lids)

**Recycling Relay**



## **plastic drinks bottles**

(keep lids on)

**Recycling Relay**



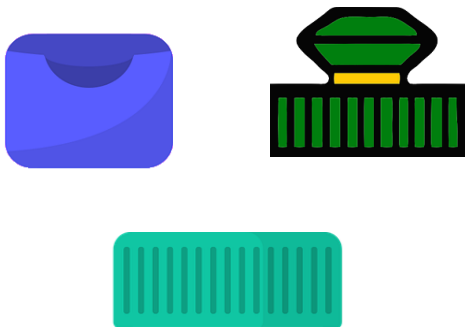
**yoghurt pots**  
(no film or foil lids)

**Recycling Relay**



**plastic shower gel &  
shampoo bottles**  
(no dispensing pumps)

**Recycling Relay**



**plastic bottle caps**  
(only on bottles)


**Recycling Relay**



**plastic bags**

**Recycling Relay**





**plant pots & seed  
trays**

**Recycling Relay**




**food pouches**

**Recycling Relay**



**food & drinks cartons**

**Recycling Relay**



**food waste &  
vegetable peelings**

**Recycling Relay**




**polystyrene & bubble  
wrap**

**Recycling Relay**




**toys**

**Recycling Relay**




**plastic food trays,  
punnets & containers**

**Recycling Relay**




**nappies**

**Recycling Relay**



**shredded paper**

**Recycling Relay**



**bin liners**


**Recycling Relay**



**invasive plants**

(such as Japanese knotweed)

**Recycling Relay**



**grass cuttings**

**Recycling Relay**



**leaves**

**Recycling Relay**



**cut flowers**

**Recycling Relay**



**small branches  
& twigs**

**Recycling Relay**



**weeds**

**Recycling Relay**



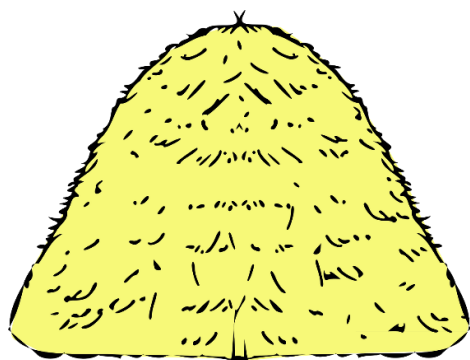
**hedge trimmings**

**Recycling Relay**



**plants**


**Recycling Relay**



**animal bedding**

(such as straw, hay or cat litter)

**Recycling Relay**



**treated wood**

(any wood that has been processed)

**Recycling Relay**

Print these character cards and attach them to card headbands for pupils to wear during the game.





**Recycling Relay – Garden Waste Bin**



**Recycling Relay – Glass Bin**